

# VIEW8 PRO

**BELIEVE YOUR EYES**

## PREMIUM CORE ALIGNMENT FUSION SPLICER W/ A CLOUD-BASED OPERATION & MANAGEMENT SYSTEM

- Built-in IoT Module for Mobile Data Communication
- Web-based, Real-time Operation System
- Precise Fiber Core Alignment Technology
- Active Asset & Work Management Platform
- 5" Color HD Touch Screen
- Double Tapping ( Zoom in & Out )
- User Friendly Interface with Built-in Videos
- Ultra High Capacity Battery
- High Definition CMOS
- Advanced Multi-Control Industrial CPU for motors



### CLOUD MANAGEMENT SYSTEM FEATURES



**REAL-TIME TRACKING**



**REPORT & DATA MANAGEMENT**



**JOB & WORK MANAGEMENT**



**DEVICE MANAGEMENT**



You dream,  
we **DESIGN**

# DESCRIPTION

VIEW8 PRO is a premium core-alignment splicer with the world's highest specification, offers maximum work efficiency through the quick mode of 6s splice time and 9s heating time.

In addition to the machine's superior hardware and technical specifications, the fusion splicer has a built-in IoT module that connects to the INNO's View Pro Cloud Management System for real-time operation and management online. This innovative cloud-based solution is designed to create the most advanced and yet most uncomplicated splicing and work experiences ever.

## View Pro Cloud Management System

View Pro Management System is an integrated cloud-based software platform for INNO's splicers. This innovative web-based application allows both technicians and managers of the splicers to maximize the use of its assets and to achieve the highest work efficiency. Real-time communications with tiered access rights and options to manage job orders, manage splicing machines, and send/receive reports are only a small part of the innovative work processes offered by the View Pro.



INNO's Pro Series Splicers

INNO iCloud Server

Log in to the View Pro Management System via the web to access and manage splicers

## FEATURES



**viewPro**  
Real-Time Tracking



**viewPro**  
Report & Data Management



**viewPro**  
Device Management



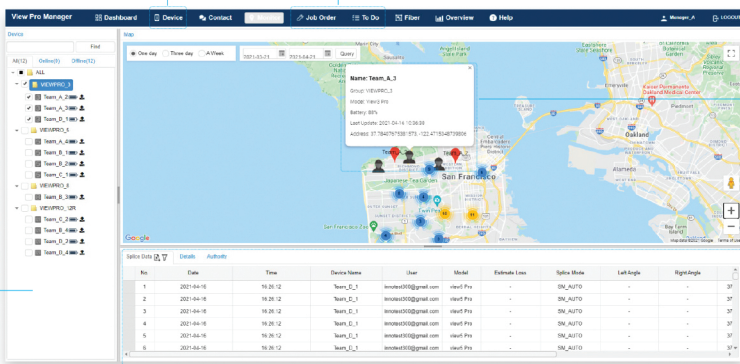
**viewPro**  
Job & Work Management

## DASHBOARD

**Device Management**  
Manage splicers' maintenance & service needs such as SW update, calibration, spare parts

**Job/Work Management**  
Share and manage job/work to maximize efficiency and productivity

**Device Information**  
Device real-time location and information



**Web/Cloud-Based Service**  
Accessible via PC with tiered access rights and authorities

**Real-time, Seamless Reporting**  
Splice results, locations, reports, and other data can be retrieved instantaneously

No.	Date	Time	Device Name	User	Model	Estimate Cost	Status	Last Splice	Splice Angle
1	2021-04-18	16:20:12	View_0_1	inno@100@gmail.com	view-Pro	-	OK	OK_AUTO	30°
2	2021-04-18	16:20:12	View_0_1	inno@100@gmail.com	view-Pro	-	OK	OK_AUTO	30°
3	2021-04-18	16:20:12	View_0_1	inno@100@gmail.com	view-Pro	-	OK	OK_AUTO	30°
4	2021-04-18	16:20:12	View_0_1	inno@100@gmail.com	view-Pro	-	OK	OK_AUTO	30°
5	2021-04-18	16:20:12	View_0_1	inno@100@gmail.com	view-Pro	-	OK	OK_AUTO	30°
6	2021-04-18	16:20:12	View_0_1	inno@100@gmail.com	view-Pro	-	OK	OK_AUTO	30°

# TECHNICAL SPECIFICATIONS

## General Specifications

Items	Specifications
Model	VIEW8 PRO
Alignment Method	Core alignment
Number of fiber	Single
Applicable fibers	SM (ITU-T G.652&G.657) / MM (ITU-T G.651) / DS (ITU-T G.653)   NZDS (ITU-T G.655)
Cladding Diameter	80~150μm
Coating Diameter	100~3000μm
Cleaved Length	5 ~ 16mm
Typical Splice Loss*1	SM: 0.01dB / MM: 0.01dB / DS: 0.03dB / NZDS: 0.03dB / G.657: 0.01dB
Return Loss	>> 60dB
Estimated Splice Loss	Available
Splice Time*2	Quick mode : 6 sec (Avg.) / SM Auto mode : 8 sec (Avg.)
Splice Mode	Max 128 modes
Heating Sleeve	20 ~ 60mm
Heating Time*3	9 sec (45mm, slim 60mm) , 15 sec (60mm)
Heating Mode	Max 32 modes
Tension Test	1.96 ~ 2.25N
Dimension	143W x 158D x 162H mm (with rubber bumper) 130W x 157D x 150H mm (without rubber bumper)
Weight	2.78kg (with battery) / 2.12kg (without battery)
White LED	2 White LEDs
Monitor	5.0" Color LCD display, Full touch screen
Fiber View	X, Y, XY, X/Y
Magnification	320 ~ 520x
Results Storage	10,000 Splice data / 10,000 Splice image
Power Supply	AC Input 100 ~ 240V, DC Input 9 ~ 14V
Terminal	USB Type C / Nano SIM
Battery Capacity*4	LBT-30, Typical usage: 355 cycles   Power save usage : 450 cycles
Electrode Life*5	5500 arcs discharges
GPS	Available

## Environmental Condition

Items	Specifications
Operating Condition	Altitude: 0 ~ 5000m Humidity: 0 ~ 95%, non-dew Temperature: -10 ~ 50 °C Wind: up to 15m/sec
Storage Condition	Humidity: 0 ~ 95%, non-dew Temperature: -40 ~ 80 °C

## Environmental Test

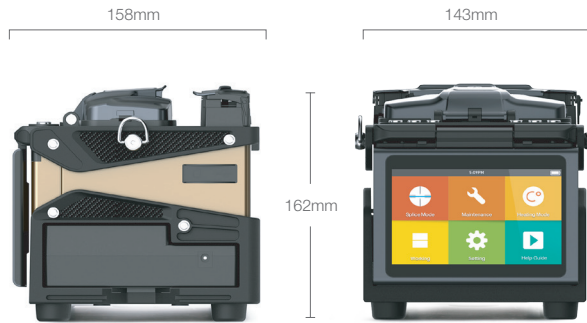
Items	Specifications
Water Resistance	IPx2
Shock Resistance	Drop from 76cm
Dust Resistance	IP5X



## Notes


- \* 1: Measured by cut-back method relevant to ITU-T and IEC standards.
- \* 2: Measured at room temperature. Splice time may vary depending on the environmental conditions, fiber type, and fiber characteristics.
- \* 3: Measured at room temperature. Heating time changes depending on the environmental conditions, sleeve type and battery pack condition.
- \* 4: Test condition
  - (1) Splice and heat time : 2 minutes cycle ; (2) Using full charged battery ; (3) At room temperature.
  - Splice & Heat cycle can be varied depending on the battery status and operation and environment condition.
- \* 5: The electrode life changes depending on the environmental conditions, fiber type and splice modes.

## WEIGHT AND DIMENSIONS



Height: 6.38 inches (162 mm)  
 Width: 5.63 inches (143 mm)  
 Depth: 6.22 inches (158 mm)  
 Weight: 4.67 pounds (2.12 kg without battery)

### Detailed View



## PACKAGE

### Standard Package

Model / Part No.	Description	
	Main Unit	
VIEW8 PRO	Fusion Splicer	
	Standard Accessories	
V10 PRO	Cleaver	1ea
FH-45	Fiber Holder	1set
FH-SOC-R	SOC Holder	1ea
HTS-SOC-04	SOC Heater Cover	1ea
JS-180300	AC Adapter	1ea
CG-22	Cooling Tray	1ea
E-70	Electrode	1set
LBT-30	Battery Pack	1ea
ACC-25	Power Cable	1ea
USB-7P	USB Cable	1ea
ICC-55	Carrying Case	1ea
IWS-06	Work Tray	1ea
WTB-01	Work Tray Bolt (M6*8)	2ea
ST-01	Shoulder Strap	2ea
Quick Reference		1ea

\* USB-7P: Type-C USB to Type-A USB (Male & Female) Cable.

### Optional Accessories

Model / Part No.	Description	
TK02-AP01	Alcohol pump	1ea
TK02-MP01	Stripper	1ea
CJ-11	Cigarette Lighter Cable	1ea
EG-18	Electrode Grinder	1ea
PS-60S	Heating sleeve(60mm)	1pack(100ea)

### VIEW PRO MANAGEMENT SYSTEM

Items	Specifications
Web Site	<a href="http://www.inno-viewpro.com">www.inno-viewpro.com</a>

QR Code



The Information on this catalog is subject to change without prior notice.



**Vicom Australia**  
 1064 Centre Rd  
 Oakleigh South Vic 3167  
 Australia  
 1300 360 251  
[info@vicom.com.au](mailto:info@vicom.com.au)  
[www.vicom.com.au](http://www.vicom.com.au)

**Vicom New Zealand**  
 Grd Floor, 60 Grafton Rd  
 Auckland 1010  
 New Zealand  
 +64 9 379 4596  
[info@vicom.co.nz](mailto:info@vicom.co.nz)  
[www.vicom.co.nz](http://www.vicom.co.nz)